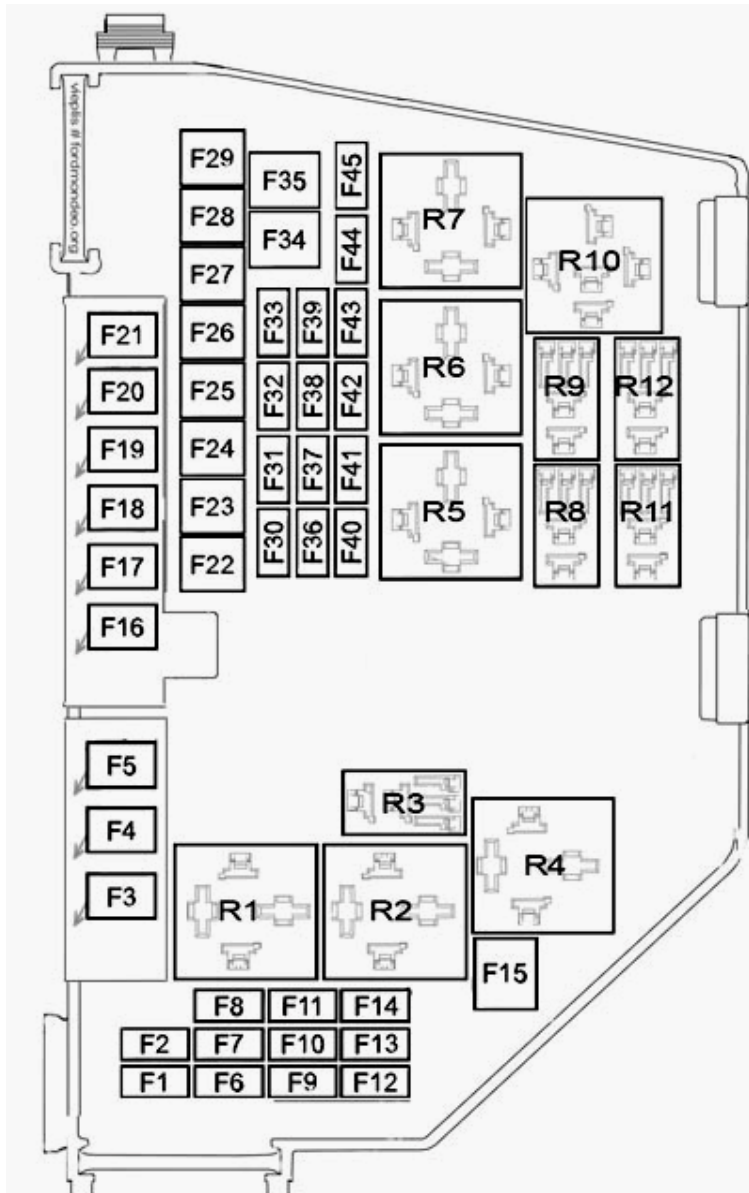


1. Engine compartment fuse box

1.1. Fuse and relay layout

Engine compartment fuse box, also known as Engine Junction Box (EJB):



1.2. Fuse information

- F1 – 10A – Transmission control module;
- F2 – 5A – [Diesel engines] Glow plug monitoring, [1.6 Duratec-16V Ti-VCT] Degas valve;
- F3 – 80A – [2.3 Duratec-HE] Engine cooling fan, [2.0 Duratorq-TDCi] Electric hydraulic power steering (EHPAS);
- F4 – 60A – Glow plugs;
- F5 – 60A – Engine cooling fan;
- F6 – 10A – HEGO sensors 1 (engine management), variable valve timing (engine management);
- F7 – 5A – Relay coils;
- F8 – 10A – Powertrain control module ECR;
- F9 – – Not used;
- F10 – 10A – Engine control module;
- F11 – 10A – Valves, MAF control (engine management);
- F12 – 10A – [Diesel engines] Water in fuel sensor, coils, MAF (engine management);
- F13 – 15A – Air conditioning relay;
- F14 – 15A – Diesel filter heater;
- F15 – 40A – Starter relay;
- F16 – 80A – Diesel auxiliary heater (PTC);
- F17 – 60A – Central fuse box supply A;
- F18 – 60A – Central fuse box supply B;
- F19 – 60A – Rear fuse box supply C;
- F20 – 60A – Rear fuse box supply D;
- F21 – – Not used;
- F22 – 30A – Windscreen wiper module;
- F23 – 25A or 30A – Heated rear window (replace with the same A rating as the one removed);
- F24 – 30A – Headlamp washer;
- F25 – 30A – ABS valves;
- F26 – 40A – ABS pump;
- F27 – 30A – Fuel fired heater;
- F28 – 40A – Heater blower;
- F29 – – Not used;
- F30 – – Not used;
- F31 – 15A – Horn;
- F32 – – Not used;
- F33 – 5A – Light switch module, engine compartment fuse box coils;
- F34 – 40A – Heated windscreen, LH side);
- F35 – 40A – Heated windscreen, RH side);
- F36 – 5A – ABS;
- F37 – 10A – Heated front washer jets;
- F38 – 5A – Adaptive cruise control (ACC);
- F39 – 15A – Adaptive front lighting system (AFS);
- F40 – – Not used;
- F41 – 20A – Instrument panel (15 feed);
- F42 – 10A – Engine control module, transmission control module, electric hydraulic power steering (EHPAS) (15 feed);
- F43 – 5A – Headlamp levelling, adaptive front lighting system (AFS) (15 feed);
- F44 – 20A – [2.5 Duratec-ST] Vacuum pump (15 feed);
- F45 – 15A – Rear window wiper (15 feed).

1.3. Relay information

- R1 – Starter relay;
- R2 – Powertrain control module ECR relay
- R3 – Air conditioning clutch relay
- R4 – [Diesel engines] Glow plug relay, [1.6 Duratec-16V Ti-VCT] Degas valve;
- R5 – FAN relay;
- R6 – Heated windscreen relay;
- R7 – 15 relay;
- R8 – Windscreen wiper high/low relay;
- R9 – Horn relay;
- R10 – Headlamp washer relay;
- R11 – Windscreen wiper on/off relay;
- R12 – Auto Trans Startlock relay.

2. Central fuse box – fuse information

Central fuse box, also known as Auxiliary Junction Box (AJB) – fuse information:

F1 – 5A – Rain sensor module;

F2 – 10A – Supplemental restraint system (SRS, airbag) supply;

F3 – 5A – Yaw rate sensor (ESP);

F4 – 7.5A – Electronic 15 feed, accelerator pedal supply, electronic fuse;

F5 – 15A – Rear window wiper relay;

F6 – 15A – Audio system (including voice control module);

F7 – 7.5A – Steering wheel module;

F8 – 5A – Instrument cluster;

F9 – 15A – Main beam supply;

F10 – 20A – Power sunroof supply;

F11 – 7.5A – Reversing lamps relay (30 feed);

F12 – – Not used;

F13 – 15A – Front fog lamp supply;

F14 – 15A – Windscreen washers supply;

F15 – 10A – Adaptive cruise control (ACC);

F16 – – Not used;

F17 – 10A – Interior lamps;

F18 – 5A – Engine immobiliser;

F19 – 15A – Cigar lighter;

F20 – – Not used;

F21 – 5A – Remote frequency receiver, Interior motion sensor;

F22 – 20A – Fuel pump;

F22 – 7.5A – [2.2L Duratorq-TDCi] Fuel pump;

F23 – – Not used;

F24 – 5A – Ignition switch;

F25 – 10A – Fuel filler flap unlock;

F26 – 5A – Battery backup sounder (alarm system), OBD II (on-board diagnostic system);

F27 – 5A – Steering column unit, climate control module;

F28 – 5A – Brake lamp switch.

3. Rear fuse box

3.1. Fuse and relay layout

Rear fuse box, also known as
Rear Junction Box (RJB):

3.2. Fuse information

FA1 – 25A – Door module, LH front (window up/down, central locking, electric folding mirror, heated mirror);

FA2 – 25A – Door module, RH front (window up/down, central locking, electric folding mirror, heated mirror);

FA3 – 25A – Door module, LH rear (window up/down);

FA4 – 25A – Door module, LH rear (window up/down);

FA5 – 10A – Rear locking (without rear door modules);

FA6 – 15A – Auxiliary power socket;

FA7 – 5A – Relay coils;

FA8 – 20A – Steering column lock;

FA9 – – Not used;

FA10 – 30A – Power seat, driver;

FA11 – 20A – Accessories, trailer module;

FA12 – – Not used;

FB1 – 5A – Parking aid module;

FB2 – 15A – Suspension module;

FB3 – 15A – Seat heater, front – driver;

FB4 – 15A – Seat heater, front – passenger;

FB5 – 15A – Seat heater, LH rear;

FB6 – – Not used;

FB7 – 15A – Seat heater, RH rear;

FB8 – – Not used;

FB9 – 30A – Power seat, passenger;

FB10 – 10A – Anti-theft alarm horn;

FB11 – – Not used;

FB12 – – Not used;

FC1 – – Not used;

FC2 – – Not used;

FC3 – – Not used;

FC4 – – Not used;

FC5 – 7.5A – CD changer, rear seat entertainment system;

FC6 – – Not used;

FC7 – 5A – Power seat memory function module;

FC8 – 20A – Keyless entry;

FC9 – – Not used;

FC10 – – Not used;

FC11 – – Not used;

FC12 – – Not used.

3.3. Relay information

RA1 – Heated rear window relay;

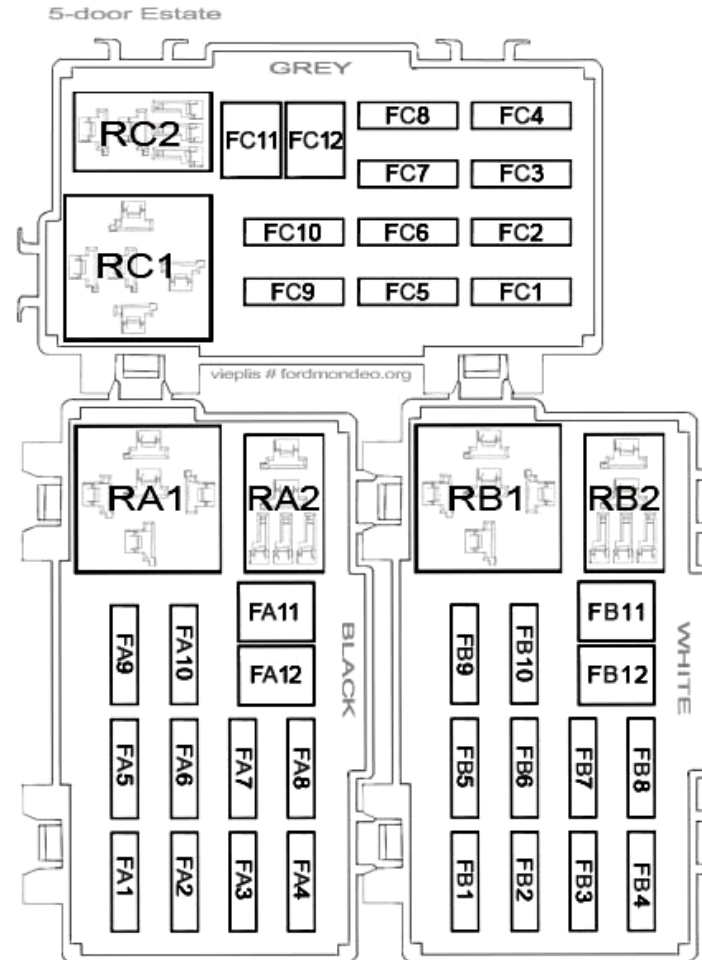
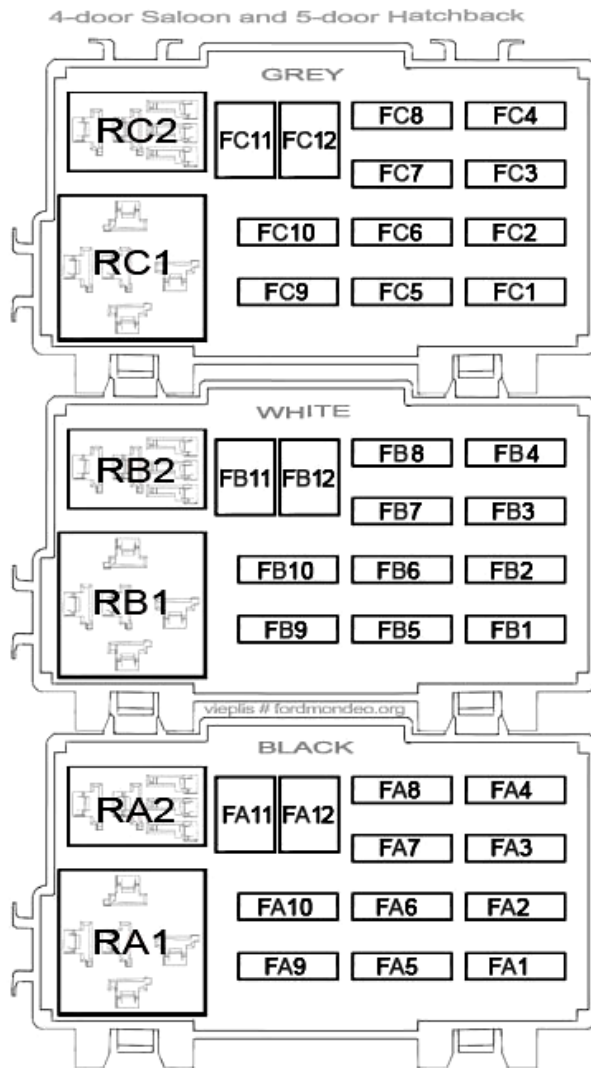
RA2 – Rear window wiper relay;

RB1 – Rear 15E relay;

RB2 – Anti-theft alarm horn relay;

RC1 – – Not used;

RC2 – – Not used.



Categories: Reference – Electrical – Mk4 – Petrol – Diesel

Submitted by vieplis